

V-Series Iris User Panels - Pushbutton

For Eclipse® HX Matrix Systems

Linking
People
Together



V-Series Iris Pushbutton

Key Features and Benefits

- Individual key menus help ease of use and assignment
- Vertical font display option
- Color OLEDs for quick and easy key differentiation
- Individual up/down audio level controls for personal mixes
- Fast key assign from pre-defined scroll lists or using numeric pad
- Optional repositioning of Reply key
- Optional additional Reply key for busy positions
- International 10-character alphanumeric fonts: Cyrillic, Hangul, Kanji, Katakana and Arabic
- Digital Signal Processing (DSP) for audio routing, Dynamics, IFB routing and local loudspeaker dimming
- Built-in Interfaces: Matrix (direct connect), Matrix (Ethernet/IP), GPIO, Aux Audio, 2nd Headset
- Multi-channel Matrix Connections: Direct connect (1 main + 2 aux), IP (3 channels)

The V-Series Iris Pushbutton Color Panels are user control panels that operate in conjunction with the Eclipse HX Digital Matrix Systems.

Description

The V-Series Iris Pushbutton panels are user control panels that operate in conjunction with the Eclipse HX Digital Matrix Systems. Pushbutton panels feature one a display window per key. For each key, a red tally light indicates Talk only, green indicates Listen only and amber is for both Talk and Listen. A special mode provides dual Talk/Listen with a latching Listen and momentary Talk on one button.

Display

All V-Series Iris panels have international alpha-numerical 10-character, color OLED displays, providing high-contrast key labels and information. The color OLEDs provide user configurable color text for intuitive and efficient key differentiation. The animated color level bar offers instant crosspoint listen level information. All Eclipse HX compatible V-Series Iris panels include a vertical font option for vertical mount applications.

Functionality

There are three basic types of Pushbutton panels: 1RU (12-key), 2RU (24-key) and Expansion (12-key). Each key has associated up/down audio level control buttons. A menu button gives the user access (if allowed) to make changes to the panel functions, system assignment and set ups. A shift key gives access to up to 8 additional pages. Panels include rear audio connections for external audio with options, hot mix out and GPIO's for footswitches and push-to-talk keying.

Advance Digital Signal Processing (DSP) allows for centralized changes to audio routing and processing in the panel.

V-Series Iris User Panels - Pushbutton

For Eclipse® HX Matrix Systems

Order Codes

VI-PNL-12P-X4: 1RU Pushbutton Display Panel, 4-pin XLR Headset Connector

VI-PNL-12P-X5: 1RU Pushbutton Display Panel, 5-pin XLR Headset Connector

VI-PNL-12P-X7: 1RU Pushbutton Display Panel, 7-pin XLR Headset Connector

VI-PNL-24P-X4: 2RU Pushbutton Display Panel 4-pin XLR Headset Connector

VI-PNL-24P-X5: 2RU Pushbutton Display Panel 5-pin XLR Headset Connector

VI-PNL-24P-X7: 2RU Pushbutton Display Panel, 7-pin XLR Headset Connector

VI-EXP-12P: 1RU Pushbutton Display Expansion Panel

Panel Type

The 1 Rack Unit (1RU) panel comes with 12 configurable pushbuttons and 24 up/down level buttons.

The 2 Rack Unit (2RU) panel comes with 24 configurable pushbuttons and 48 up/down level control buttons. The 2RU panel is offered with an additional dial keypad which allows telephone dialing and quick access to menus.


The 1 Rack Unit (1RU) Expansion panel is used to increase the number of Talk/Listen paths for a user. The 1RU expansion panel has 12 pairs of up/down level controls. Up to 8 extension panels can be added to each host key-panel and can be placed up to 16ft (5m) away.

V-Series Iris Connectivity Options

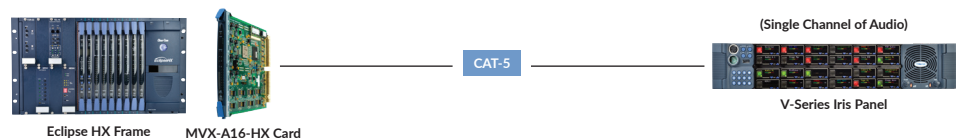
AoIP (AES67) connectivity back to the E-IPA card, offering low latency uncompressed 20 kHz audio over a LAN or VLAN connection.



IVC (G.722) connectivity back to an IVC-32 or E-IPA card, offering low data rate compressed audio over LAN, WAN, or Internet connection.



MVX (Analog) connectivity back to the MVX card, offering analog 4-wire audio over dedicated CAT5 cabling.



V-Series Iris User Panels - Pushbutton

For Eclipse® HX Matrix Systems

Technical Specifications

Front Panel Controls & Connectors

Talk/Listen Switches: 12 (1RU); 24 (2RU); 12 (Expansion)

Answer Back Switch: Configurable (None, 1 or 2)

Volume Controls: 2 (Main and Aux)

Headset Connector: 1 (XLR-4M, XLR-5F, XLR-7M)

Panel Mic Connector: 1 (3-pin)

Rear Panel Connectors

GPIO: DB-25F

Matrix: RJ-45 (single-channel)

Matrix (IP): RJ-45 (multi-channel)

Auxiliary Audio: DB-25M

Expansion Panel: RJ-45

DC Power: 4-pin DIN (with locking sleeve)

Headset Audio

Earphone Impedance: From 32 Ohms

Output Power: 75mW into 50 Ohms for <1% distortion

Loudspeaker Audio

Frequency Response: 40Hz-20KHz +/- 3dB

Panel Microphone Input

Type: Electret

Level: 40-70 dBu

Impedance: 1700 Ohms +/- 10%

Headset Microphone Input

Type: Dynamic or Electret

Level: -40 - 0 dBu

Main Power Supply (External)

Voltage: 100/240 VAC +/- 10%

Frequency: 50 - 60 Hz

Power: 60W maximum

Environmental

Operating: +32° - +113° F (0° - +45° C)

Storage: +32° - +150° F (0° - +70° C)

Humidity: Between 20% and 90%, Non-Condensing

Dimensions

1RU:

19 x 1.76 x 6.84 in (WxHxD)
(483 x 44 x 174 mm)

2RU:

19 x 3.5 x 6.84 in (WxHxD)
(483 x 89 x 174 mm)

Expansion:

19 x 1.76 x 6.42 in (WxHxD)
(483 x 44 x 163 mm)

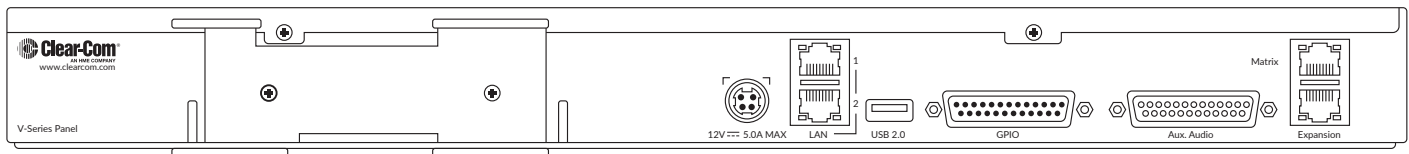
Weight

1RU: 4.2 lbs (1.89 kg)

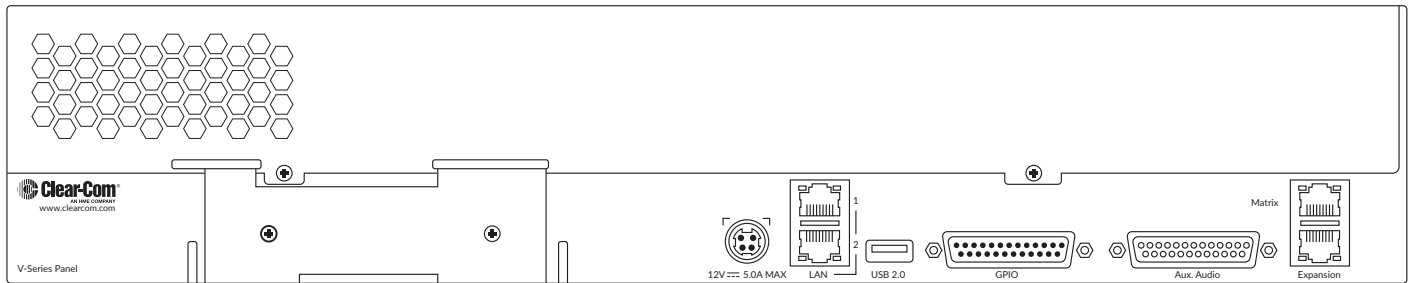
2RU: 6.3 lbs (2.85 kg)

Expansion: 3.5 lbs (1.58 kg)

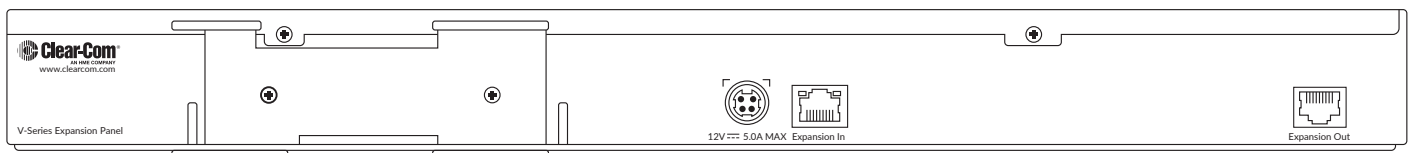
Back Panels



1RU V-Series Iris Back Panel



2RU V-Series Iris Back Panel



V-Series Iris Expansion Back Panel