


FreeSpeak II 1.9 GHz IP Transceiver

FreeSpeak II Wireless Solutions



Linking
People
Together



FreeSpeak II 1.9 GHz IP Transceiver

Key Features and Benefits

- Functions with FreeSpeak Edge base, Arcadia Central Station, and E-IPA-HX cards
- Requires E-IPA-HX card and an Eclipse HX frame (not available for FSII-BASE-II)
- For use with FreeSpeak II 1.9 GHz only
- Operates over IP on an AES67 compatible network
- Supports 10 FSII-BP19 beltpacks per FSII-TCVR-IP-19 transceiver
- Up to 64 transceivers supported on Eclipse HX matrix system
- Ethercon RJ45 network connections (2)
- High speed fiber SFP cages (1)
- Power-over-Ethernet (PoE) up to 300 ft (91 m)
- Green LED status indicator on top and bottom
- Mic stand or wall mount orientation (metric and imperial threads)
- IP53 rating for wet and dusty conditions

FreeSpeak II is a high performance wireless solution operating in the 1.9 GHz frequency band designed for extensive communication in large-scale operations.

Description

The FSII-TVCR-IP-19 is an active transceiver antenna for the FSII-BP19 beltpacks. The transceiver connects to the Eclipse® HX matrix system via the E-IPA-HX interface card. Each transceiver can support up to 10 FSII-BP19 beltpacks. When supported with the E-IPA card, up to 50 1.9 GHz beltpacks (in North America or 64 beltpacks in EU countries) and up to 64 transceivers can be supported on one Eclipse HX matrix system.

Operation

The FSII-TCVR-IP-19 allows transceivers and beltpacks to be placed anywhere there is an AES67 IP network connection. The FSII-TCVR-IP-19 connects to the E-IPA-HX card via copper or fiber over an AES67 compliant network switch. Transceivers can be connected by copper (2 RJ45's) or fiber (1 high speed SFP cages).

Power

The FSII-TCVR-IP-19 can be powered from an Power-over-Ethernet switch or using the supplied external power supply. If connecting via fiber, it will need to be locally powered.

Design

The FSII-TCVR-IP-19 is IP53 rated for water and dust resistance. The transceiver has a mount for wall or microphone stand. A green status light is visible from either mounting orientations.

FreeSpeak II 1.9 GHz IP Transceiver

FreeSpeak II Wireless Solutions

Capacity Chart

	Max Beltpacks	Max TCVRs	Max BPs per TCVR
FreeSpeak Edge Base	16	6 (IP)	10 (IP)
Arcadia Central Station	64	32 (IP)	10 (IP)
Eclipse HX (via E-IPA Cards)	192 Delta 200 Median/Omega	192 Delta (IP) 256 Median (IP) 320 Omega (IP)	10 (IP)

*Note: Each E-IPA Card supports up to 64 beltpacks with 64 IP Transceivers

Technical Specifications

Frequency Spectrum

USA, Canada, Mexico: 1920-1930 MHz (10 Channels)

Transceiver Range Output Power: 100mW

EU, Russia, Singapore, Hong Kong, Australia, New Zealand, South Africa:

1880-1900 MHz (20 Channels)

Transceiver Range Output Power: 250mW

Japan: 1894 - 1905 MHz (6 Channels)

Transceiver Range Output Power: 250mW

LA: 1910-1930 MHz (20 Channels)

Transceiver Range Output Power: 250mW

Brazil: 1910 MHz-1920 MHz (10 Channels)

Transceiver Range Output Power: 250mW

Modulation: GFSK, TDMA frame 10ms Full and Long slot

Power

Output: (EU/Russia) 10dBm average, (US): 18-20dBm

AC Input: 100VAC-240VAC, 60/50Hz, -1.4A max

Max Power Consumption at 120V: 20W

PoE: 15.4W at PoE port, 12.95W at device

USB Power Source: 5V, 3A; max power consumption = 12.5W

Environmental

Operating: 32°-125°F (0°-50°C)

Storage: 32°-150°F (0°-70°C)

Humidity: Between 20% and 90%, Non-Condensing

Mounting

Rear Mic Stand Mounts: Mic stand threaded sockets 5/8" & 3/8"

Safety Harness Attachment

Ball Joint Mic Adapter

Dimensions

8.5 x 7.5 x 2.5in (HxWxD)

(217 x 192 x 64mm)

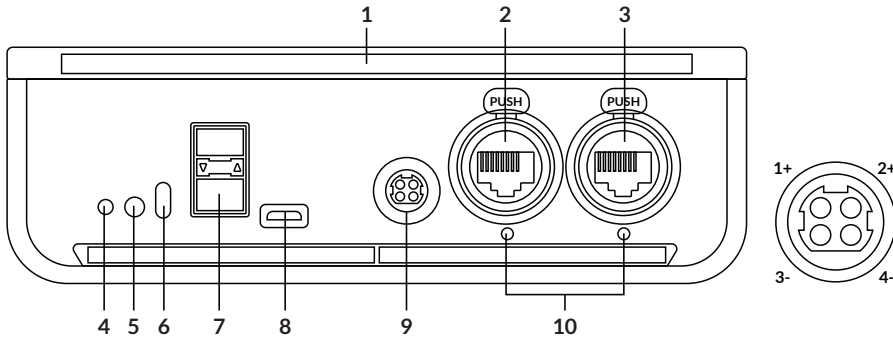
Weight

36.3oz (1028g)

FreeSpeak II 1.9 GHz IP Transceiver

FreeSpeak II Wireless Solutions

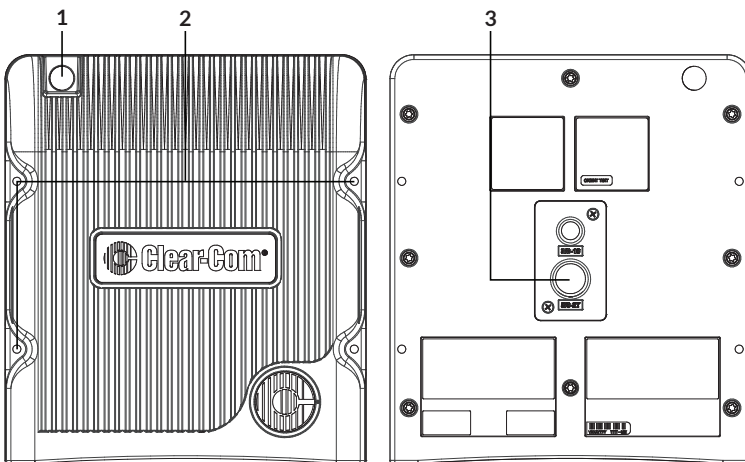
FSII-TCVR-IP-19 Bottom



Legend Bottom

1. Outlet filter
2. LAN 2
3. LAN 1/PoE
4. Power LED
5. Mode
6. Status LED
7. LAN 3
8. USB-C
9. Power 12V 1.2A
10. Inlet filter

FSII-TCVR-IP-19 Front/Back



Transceiver
must be mounted
vertically



Legend Front/Back

1. Safety Attachment
2. Center-to-center dimensions:
Vertical: 7.54in (191.54mm)
Horizontal: 7.05in (179.07mm)
3. Mic stand threaded socket:
5/8" & 3/8"

Order Codes

FSII-TCVR-IP-19-US: For use in USA and Canada (1920-1930 MHz)

FSII-TCVR-IP-19-EU: For use in the EU (1880-1900 MHz)

FSII-TCVR-IP-19-B: For use in Brazil (1910-1920 MHz)

FSII-TCVR-IP-19-LA: For use in Argentina (1910-1930 MHz)

FSII-TCVR-IP-19-J: For use in Japan (1894-1905 MHz)

Includes:

- (1) External PSU (PSU-EXT-002)
- (1) Adjustable Angle Mounting Kit (584G004)

Optional Parts:

- SFP-MMFO-1G-SX:** Multi-mode LAN SFP
- SFP-SMFO-1G-LX:** Single-mode LAN SFP
- SFP-RJ45-1G:** RJ45 LAN SFP

