


# HLI-ET2 Ethernet Interface Module

Digital Partyline Solutions

Linking  
People  
Together



HLI-ET2

## Key Features and Benefits

### Network Interface

- CCM System Control
- HMS\*\*\* and LQ Linking
- User station connection
- Dual port Ethernet switch

### HelixNet System

- Wired Partyline - Networked
- Flexible cabling
- Up to 24 Channels - Licensed
- Program Audio user level control

### Effortless Management

- Fast front panel control & configuration
- Easy to use CCM browser configuration
- Plug-and-go with auto discovery
- Central upgrades from main station

HelixNet® is a networked partyline intercom with up to 24 channels and Program Audio over XLR, LAN or WAN.

## Description

The HelixNet HLI-ET2 is a dual port\* Ethernet switch interface module for the HMS-4X\*\*\* main station.

## Networking

The HLI-ET2 allows access to HelixNet's internal network for HMS-4X\*\*\* or LQ® Series linking, user station network connection, system control and monitoring.

HLI-ET2 can be added to any HMS-4X\*\*\* main station with an available option slot. Once installed, the system can be centrally managed from the browser-based Core Configuration Manager™ (CCM\*\*).

Pin	Name	Function
1	TX+	Transmit data (+)
2	TX-	Transmit data (-)
3	RX+	Receive data (+)
4	N/C	Not Connected
5	N/C	Not Connected
6	RX-	Receive data (-)
7	N/C	Not Connected
8	N/C	Not Connected

\*Both ports are configured to bridge traffic from one port to the other in order to work in daisy-chain. Spanning Tree Protocol is not enabled on those ports. Do not connect them both to the same network.

\*\*CCM requires HLI-ET2

\*\*\*HMS-4X is a legacy product as of 2022

**Note:** HMS-4X and HLI modules are not used in Arcadia® hosted HelixNet systems. HMS-4X and HLI Modules are legacy products as of 2022 and not recommended for new system designs and specifications, existing HMS-4X units and HLI modules are supported under Clear-Com's Warranty Terms.

# HLI-ET2 Ethernet Interface Module

Digital Partyline Solutions

## Technical Specifications

### Connectors

**LAN A and B:** (2) EtherCON RJ45

### LAN Network Connection

10/100 BaseT  
DHCP Capable  
Configured for Daisy-Chaining

### Dimensions

2.2 x 7.4 x 1.5in (HxWxD)  
(57 x 187 x 39mm)

### Weight

13oz (0.35kg)

## Network Specifications

(Firmware Version 4.2+)

### Network Protocols

Ethernet IPv4–Unicast Audio and Control  
mDNS–Multicast Device Discovery  
Layer 3 routable with mDNS function limitations  
HTTP–Management  
RTP–Audio Transport  
WavPack–Audio Codec

### Network Ports

#### Unicast:

Port 80 TCP–System Management  
Port 655 TCP–Link Group Audio/Database  
Communication  
Port 6001 TCP–System Management  
Port 6001 UDP–Audio Streams

#### Multicast:

Port 5353 UDP–mDNS, Names, Discovery,  
Linking, Expansion  
Optional for device names and linking

### Network Parameters

**HMS-4X\*\*\* Endpoint Resource Use:** None

#### Bandwidth:

300 kbps per audio input linking between  
HMS\*\*\*/LQ  
Link Group audio sent dynamically between  
members  
300–600 (max) kbps from an active audio input  
to HMS\*\*\*  
1200–2400 (max) kbps from HMS to endpoint

### Network Jitter Tolerance:

<= 128ms jitter buffer per audio stream receiver  
automatically adjusted to network performance

### QoS Tags:

DSCP=41, Assured Forwarding (AF)

### Link-Local Default IP Address Ranges:

169.254.0.0/16

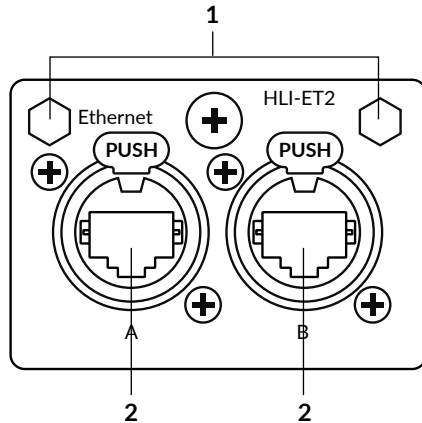
### System Reserved IP Ranges:

10.0.0.0/8 for endpoints  
172.23.0.0/16 for Link Group

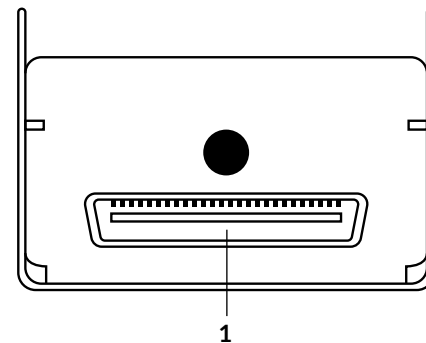
### Recommended Ethernet Switches

- Managed Ethernet Switch – Layer 3
- 100/1000 Base-T ports for endpoints
- 1000 Base IP Trunks between switches
- QoS Configuration
- Energy Efficient Ethernet bypass option
- IGMP Snooping bypass option

Front



Back



## Legend

### Front

1. Handle mounting point
2. RJ45 connector

### Back

1. Blade connector to HelixNet  
Main Station option slot

## Order Code

HLI-ET2



[www.clearcom.com/  
helixnet-knowledge-center/](http://www.clearcom.com/helixnet-knowledge-center/)



[www.clearcom.com](http://www.clearcom.com)

© 2022 Clear-Com LLC. All rights reserved.  
Clear-Com, HelixNet, Arcadia and the Clear-Com logo  
are registered trademarks of Clear-Com LLC.

**Notice About Specifications** | While Clear-Com makes every attempt to maintain the accuracy of the information contained in its documentation, that information is subject to change without notice. Performance specifications included in this document are design-center specifications and are included for customer guidance and to facilitate system installation. Actual operating performance may vary.

**WARNING:** Cancer and Reproductive Harm - [www.P65Warnings.CA.Gov](http://www.P65Warnings.CA.Gov)